



## Cultural Site Sheet

Cultural site name	Candlestick Tower and Sienese Keep
Type of site	Fortification
Address	Piazza Matteotti
City	Massa Marittima (GR)
Contacts	Tel +39 0566 906525
Website	<a href="http://www.museimassamarittima.it">www.museimassamarittima.it</a> <a href="mailto:Email.accoglienzamuseimassa@gmail.com">Email.accoglienzamuseimassa@gmail.com</a>
WCAG 2.1 compliant accessible website	YES

**TESTED BY:** [Handy Superabile Social Promotion Association](#) in summer 2024

**Please note** The following information refers to the date of verification shown at the bottom of each sheet. **The Association** is not responsible for any significant changes made by the property after the visit.

### Summary

Cultural Site Sheet.....	1
Description, general information .....	2
Arrival at the property.....	3
Private/public parking.....	3
Pathway from the car park to the entrance .....	3
Reception .....	4
Itineraries.....	5
Services.....	8
Additional elements.....	8
Toilets for guests with reduced mobility .....	8
Medical practices/healthcare facilities.....	9

Project carried out with the contribution of the





## Description

The works of the fortification began in 1228 with the construction of the clock tower (candlestick) which had a control and sighting function. Originally it was a third higher than the current one, which is the result of the reconstruction by the Sieneese at the end of the war that brought it victorious over Massa. The completion of the structure continued during the following century with the construction of the remaining fortified complex. The complex is directly connected through an imposing arch to the tower and the gate of the Silici, both incorporated into the complex.

## General information

Opening and closing period	Closed 25 December and every Monday, except in July and August.
Times	<p>From 1 April to 30 June, 1 September to 30 September:</p> <p>from Tuesday to Sunday 9.30 a.m. 1.00 p.m. 2.00 p.m. 6.00 p.m.</p> <p>from 1 July to 31 August always open 9.30 13.00 14.00 18.00</p> <p>from 1 October 31 October Friday, Saturday and Sunday 9.30 13.00 14.00 18.00</p> <p>Christmas period: Saturday and Sunday open.</p> <p>Open 8 December and every day from 22 December to 7 January (except Christmas) from 9.30 a.m. to 1.00 p.m. to 2.00 p.m. to 6.00 p.m.</p> <p>N.B always consult the website. Opening hours may be subject to change.</p>
Ticket cost	Euro 4
Reductions	<p>Resident citizens, over 65, children aged 6/18, groups min 20 pax, journalists, teachers Euro 3</p> <p>Free for disabled people and carers, children under 6 years of age, local</p>







	schools, tour guides interpreters alongside guides, university student card
Online purchase	NO
Pet access	YES

## Arrival at the property

### Private/public parking

Presence of private parking	NO
Public parking nearby	YES
Type of flooring in the public car park	asphalt
Presence of parking space reserved for people with disabilities	SI num.1
	

### Pathway from the car park to the entrance

The property can be reached from the car park	flat
Distance from parking to entrance	10 meters ticket office, 100 meters elevator
There are indicators and tactile maps	NO
There is an accessible entrance	YES main entrance
How to access the site	Flat.





Useful width of door/entrance gate	Above 90 cm
------------------------------------	-------------

## Reception

How to access	on the flat, ring the bell
Priority access for visitors with disabilities	YES
Orientation signs	<input type="checkbox"/> Signage with contrasting icons and colors to provide information on accessibility  <input type="checkbox"/> Orientation signs according to the ISO23601 Safety Identification – Escape and Evacuation Plan Signs  <input type="checkbox"/> directional signs placed at 140/170 cm with contrasting colors  <input type="checkbox"/> Signs identifying rooms and paths placed at 140/170 cm with contrasting colors
Type of information material	<input type="checkbox"/> Braille guides <input type="checkbox"/> guides in large print <input type="checkbox"/> Facilitated Language Guides (AAC) <input checked="" type="checkbox"/> Audio guides <input type="checkbox"/> video guides in LIS or subtitles <input type="checkbox"/> tactile maps <input checked="" type="checkbox"/> QR code <input type="checkbox"/> imapp
A cloakroom accessible to visitors with motor disabilities is available	NO
Multilingual staff	YES
The staff followed a training course on welcoming people with different disabilities	NO





Presence of sign language interpreters	NO
Eventual notes	Before heading to the elevator to reach the walls you need to buy a ticket. People with reduced mobility can ring a bell next to the ticket office stairs. The ticket office staff will hand over the entrance ticket and the keys for the elevator.

## Itineraries

Presence of maps	YES
Touch indicators and visual-touch maps	SI, braille panels and loges system
Presence of didactic panels	YES
Audio guide	YES
Multimedia workstations accessible from a seated position	NO
Routes dedicated to children	NO
Stopping points	YES
Route spread over several floors	YES No. 1 floors
Access to the starting point of the route	flat from the ticket office to the ramps
Eventual notes	From the ticket office, continue for 15 meters on the flat to the ramps. From the ramps you continue towards the elevator through a double ramp, the first 30 meters long with a slope of 4.7%, the second 30 meters long with a slope of 5.7%






<p>How to access the rooms</p>	<p><input checked="" type="checkbox"/> by elevator Door width 80 cm, cabin width 110 cm, cabin depth 140 cm, call button height 90 cm, highest button height keypad 103, embossed/braille keys</p>
<p>Usable width of door/entrance gate/corridor</p>	<p>Above 90 cm</p>
<p>Room Identification</p>	<p>With Braille map</p>
<p>Bulletin board/information panels and captions</p>	<p><input checked="" type="checkbox"/> Braille or relief panel positioned 60-100 cm from the ground</p>





<p>Eventual notes</p>	<p>To continue on the other side of the walls, the inside of the tower is accessed through a ramp 250 cm long, 95 cm wide with a slope of 3.9%. Loges system in the flooring</p>





**Services**

**Additional elements**

Guided tours for groups	YES
Guided tours for individuals	YES
Activities for children and families	Not detected
Guided tours with trained staff	<input type="checkbox"/> in sign language <input checked="" type="checkbox"/> for visitors with reduced mobility <input type="checkbox"/> in Facilitated Language (AAC)
Accessible bookshop	NO

**Toilets for guests with reduced mobility**

Number of <b>accessible toilets</b> for guests with reduced mobility	nobody
----------------------------------------------------------------------	--------





## Medical practices/healthcare facilities

Hospitals near the property	S. Andrea Massa Marittima Hospital Via Risorgimento 43 telephone +39 0566 909111  Emergency room massa Marittima at Hospital Phone +39 909232  Misericordia Grosseto Hospital Via Senese 161, phone +39 0564485111
Other healthcare facilities	Information point, toll-free number 8006133, open Monday to Friday from 8.00 a.m. to 6.00 p.m., Saturday and Sunday from 9.00 a.m. to 1.00 p.m.  Nephrology and Dialysis Unit c/o Grosseto Hospital telephone +39 0564 485159 email <a href="mailto:alberto.papi@uslsudest.toscana.it">alberto.papi@uslsudest.toscana.it</a>

TESTED BY: [Handy Superabile Social Promotion Association](#) in 2024

